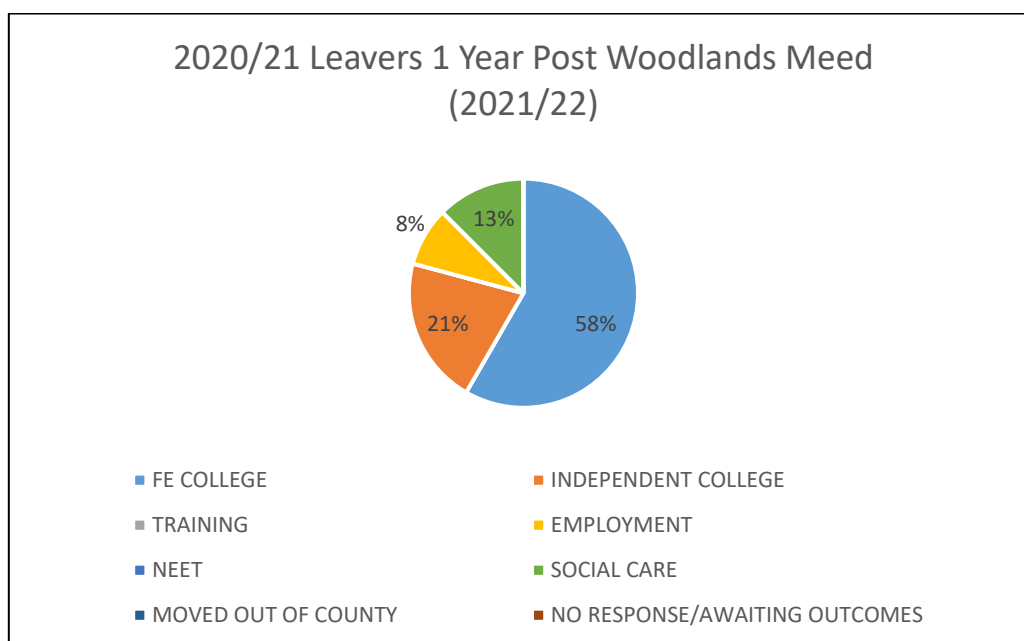


Leavers 2020/21 Destination Data Report

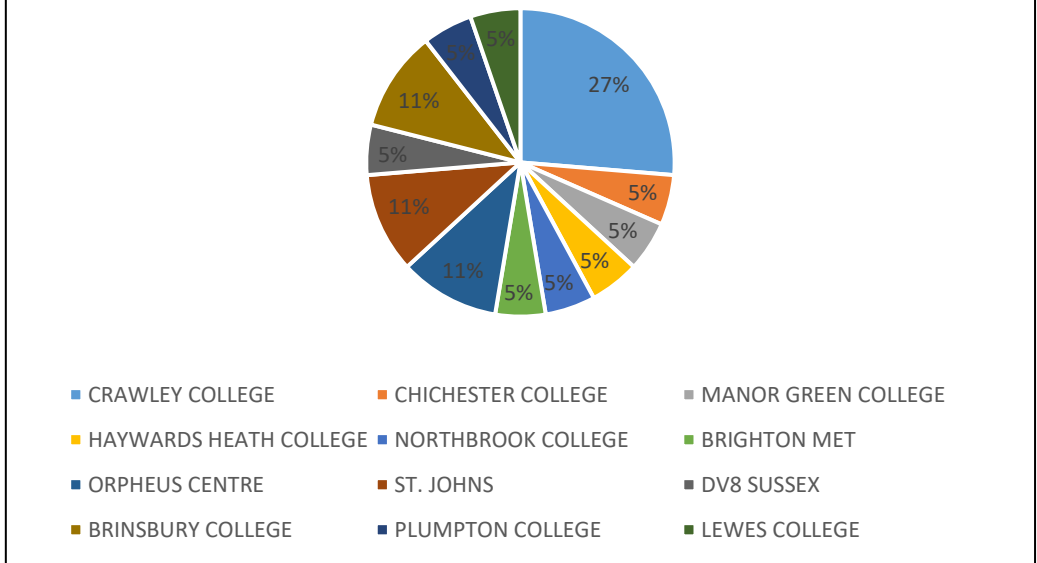
2020/21 Leavers Destinations	1 Year Post WM 2021/22		2 Years Post WM 2022/23		3 Years Post WM 2023/24		4 Years Post WM 2024/25		5 Years Post WM 2025/26	
	Number	%	Number	%	Number	%	Number	%	Number	%
24 students										
FE College	14	58	10	42	5	21				
Independent College	5	21	6	25	3	13				
Training	0	0	0	0	1	4				
Employment	2	8	1	4	1	4				
NEET	0	0	2	8	0	0				
Social Care	3	13	2	8	1	4				
Moved Out of County	0	0	0	0	0	0				
No Response	0	0	3	13	13	54				



Leavers Destinations

Every student (100%) who left Woodlands Meed in 20/21 went into education, employment or social care. No students were NEET (Not in education, employment or training) and 2 students (8%) went in to employment. In relation to the two individuals moving into employment; both were supported by the Meed's Job Club.

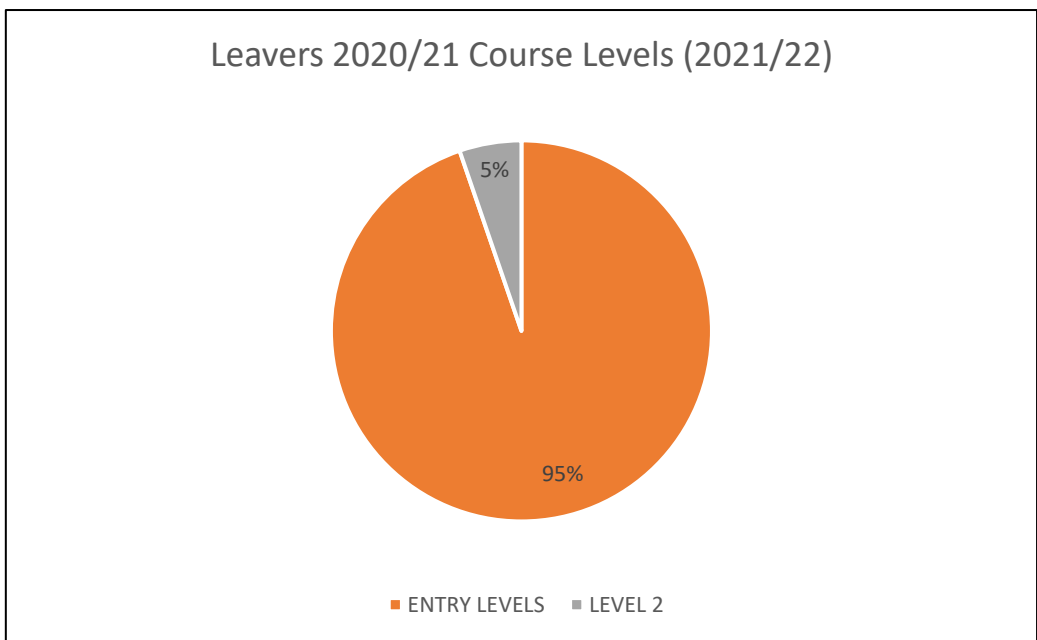
Leavers 2020/21 Colleges Breakdown (2021/22)



Colleges Breakdown

This year saw a wide and varied range of destinations with Crawley College being the most popular choice with over 25% of students choosing this destination.

Leavers 2020/21 Course Levels (2021/22)



Course Levels

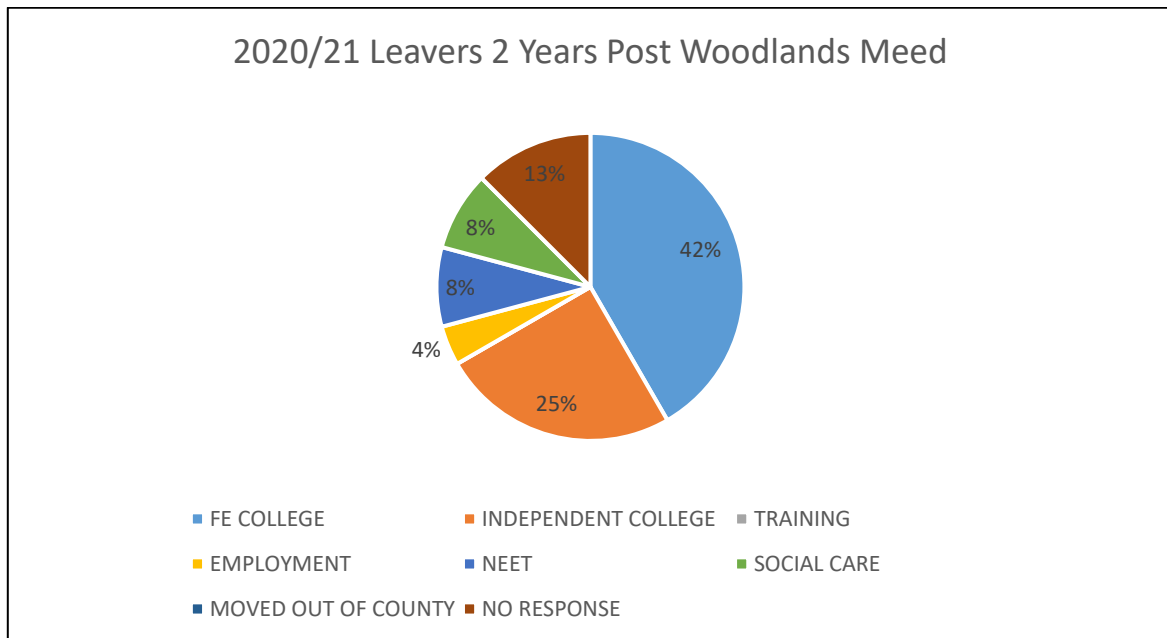
The vast majority (95%) of students went on to study at entry level with the remaining 5% moving on to study at level 2.

Level 2 Course: Media Production at DV8 Sussex.

Covid-19 Impact

Covid-19 did not affect the collection of destinations for this cohort.

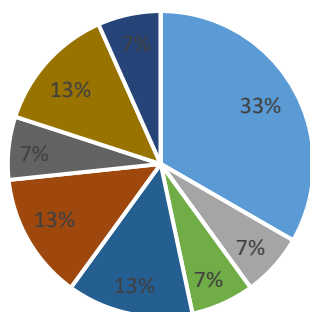
2 Years Post Woodlands Meed



Leavers Destinations

Two years post Woodlands Meed sees students retaining their further education/social care placements. Two individuals have become NEET; 1 was placed into employment by the Meed's Job Club the year they left, and completed over a year of successful employment with a partner company but decided to move on so they could work closer to home; the MJC is in contact and offering support. The other NEET individual moved on to a further education college, however this was not sustained and the MJC have offered support.

Leavers 2020/21 Colleges Breakdown (2022/23)

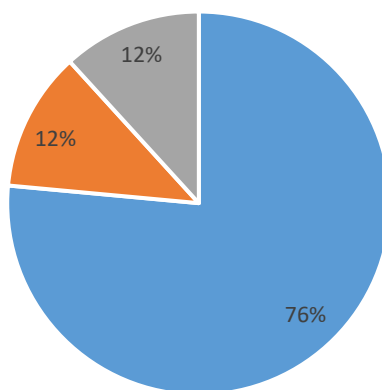


- CRAWLEY COLLEGE
- CHICHESTER COLLEGE
- MANOR GREEN COLLEGE
- HAYWARDS HEATH COLLEGE
- NORTHBROOK COLLEGE
- BRIGHTON MET
- ORPHEUS CENTRE
- ST. JOHNS
- DV8 SUSSEX
- BRINSBURY COLLEGE
- PLUMPTON COLLEGE
- LEWES COLLEGE

Colleges Breakdown

Two years on and the split remains even with Crawley College remaining the most popular choice.

Leavers 2020/21 Course Levels (2022/23)



- ENTRY
- LEVEL 1
- LEVEL 2

Course Levels

Two years post Woodlands Meed sees an increase in students moving on the study beyond entry levels which demonstrates progression.

Level 1 Courses:

Motor Vehicle at Crawley College

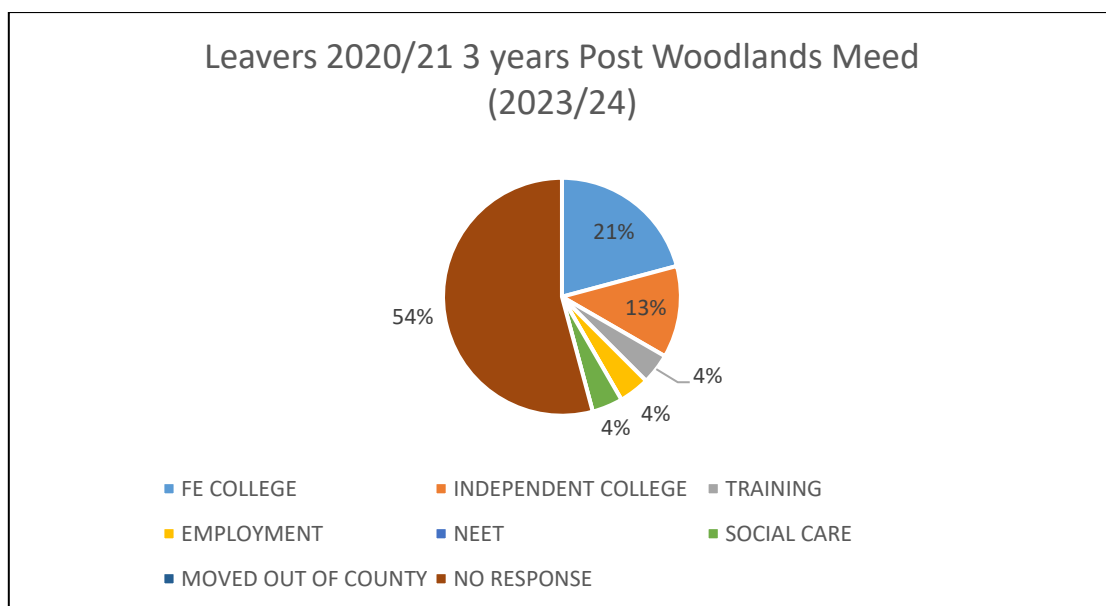
Animal Management at Plumpton College

Level 2 Courses:

NCFE Sport at Brighton MET

Media Production at DV8 Sussex

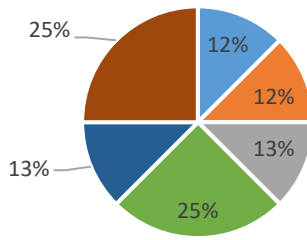
3 Years Post Woodlands Meed



Leavers Destinations

Three years post Woodlands Meed sees some movement in settings and an increase in training with 1 individual doing an apprenticeship with Ford motors. Three years post Woodlands Meed sees a reduction in the number of individuals who were NEET last year, with 1 passing his driving test and returning to his place of employment. The other NEET student has returned to education and is studying at Brighton MET.

Leavers 2020/21 Colleges Breakdown 3 Years Post Woodlands Meed (2023/24)

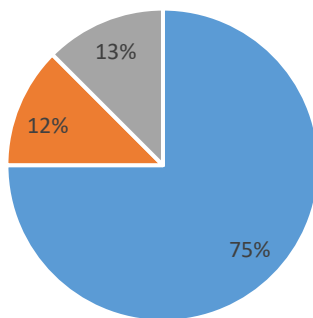


- CRAWLEY COLLEGE
- CHICHESTER COLLEGE
- MANOR GREEN COLLEGE
- HAYWARDS HEATH COLLEGE
- NORTHBROOK COLLEGE
- BRIGHTON MET
- ORPHEUS CENTRE
- ST. JOHNS
- DV8 SUSSEX
- BRINSBURY COLLEGE
- PLUMPTON COLLEGE
- LEWES COLLEGE

Colleges Breakdown

Three years on and the split remains fairly even with Brighton MET and St. Johns being the most popular.

Leavers 2020/21 Course Levels 3 Years Post Woodlands Meed (2023/24)



- ENTRY
- LEVEL 1
- LEVEL 3

Course Levels

Three years post Woodlands Meed sees an increase in individuals studying at Level 3.

Level 3 Courses

NFCE Sport at Brighton MET