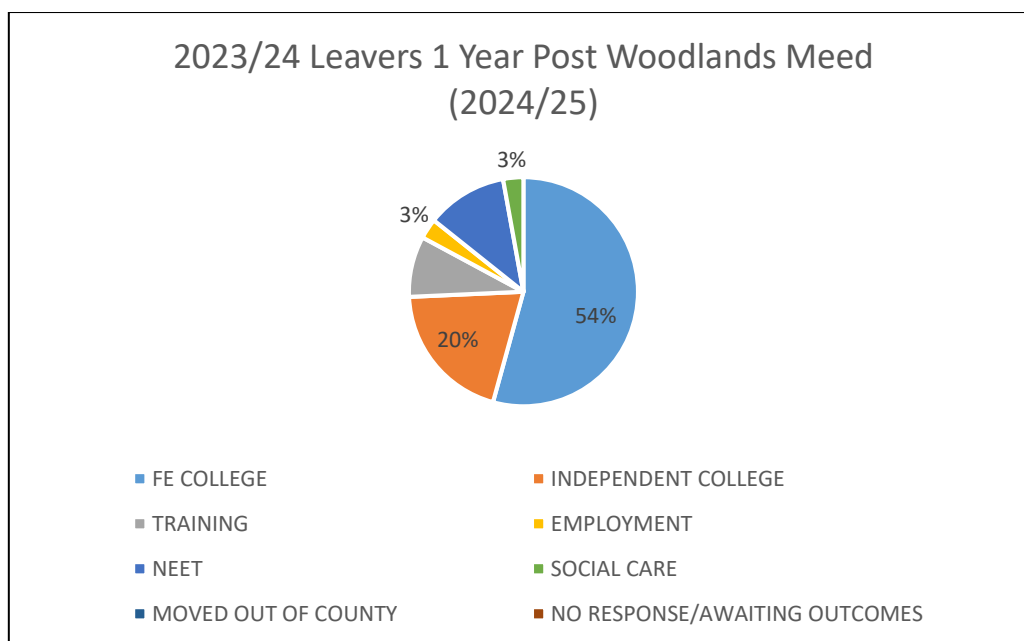


Leavers 2023/24 Destination Data Report

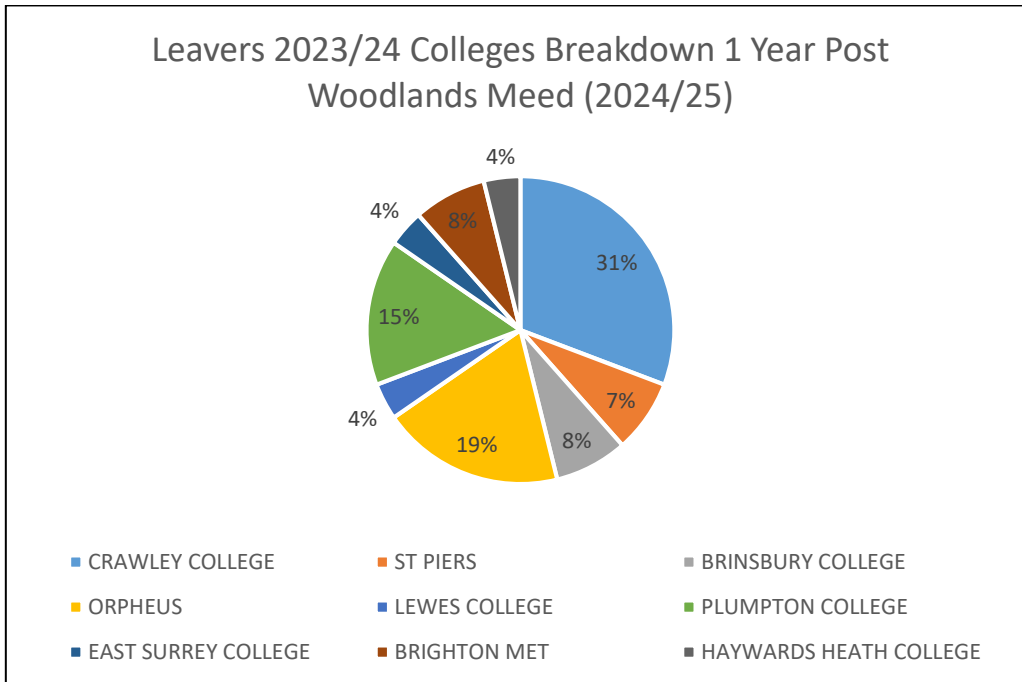
2023/24 Leavers Destinations	1 Year Post WM 2024/25		2 Years Post WM 2025/26		3 Years Post WM 2026/27		4 Years Post WM 2027/28		5 Years Post WM 2028/29	
	Number	%	Number	%	Number	%	Number	%	Number	%
35 students										
FE College	19	54								
Independent College	7	20								
Training	3	9								
Employment	1	3								
NEET	4	11								
Social Care	1	3								
Moved Out of County	0	0								
No Response	0	0								



Leavers Destinations

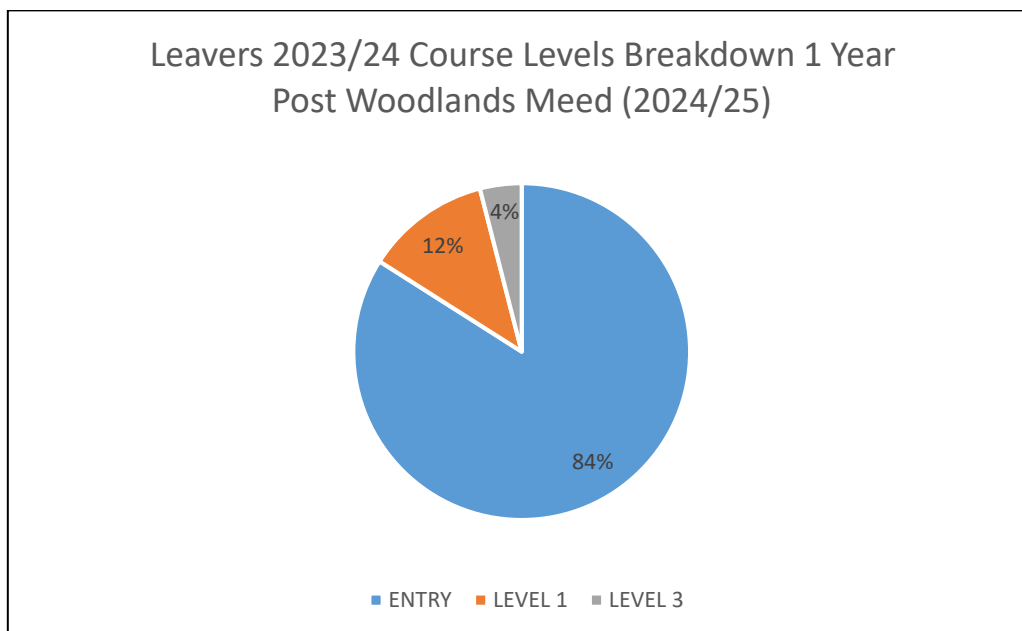
74% of leavers moved into education (54% into FE and 20% into independent). 9% moved into training including the MJC PVL UK Supported Internship, Café Domanica Supported Internship and the British Army. One individual went into social care and 1 went into employment. The individual successfully gained employment following on from MJC organised work experience with Chambers and Partners.

This year has seen a rise in NEET students with a total of 4, equating to 11%. Nationally, across mainstream also, the number of NEET students leaving this year has increased. It is thought that this is due to it being a Covid Cohort.



Colleges Breakdown

Crawley was the most popular college with 31%, closely followed by Orpheus, and then Plumpton. This year sees a varied range of colleges being attended.



Course Levels

The vast majority of students who left have gone on to entry level programmes with 84%, and 12% (3 individuals) at level 1 and 1 individual (4%) moving straight into level 3.